

# Women-Owned Businesses in the U.S. Economy

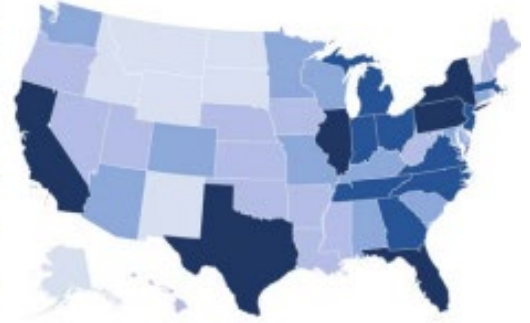
# #1

Home to the largest amount of FDI in the world

*Source: UNCTAD (year end 2023)*

## U.S. JOBS Supported by FDI:

- More than 325,000
- 200,001 - 325,000
- 100,001 - 200,000
- 25,001 - 100,000
- 7,000 - 25,000



## 4.2 days

Average time required to start a business in the U.S.

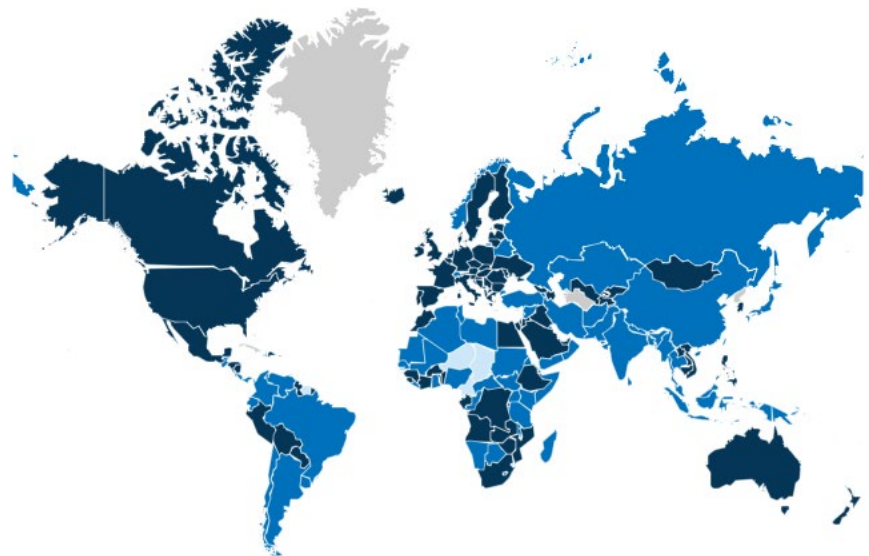
## 10.5 million

Approximate number of U.S. employees employed at women-owned firms

## Women, Business, and the Law: Entrepreneurship Indicator Score

# 38.62%

of employer and nonemployer U.S. firms are owned by women

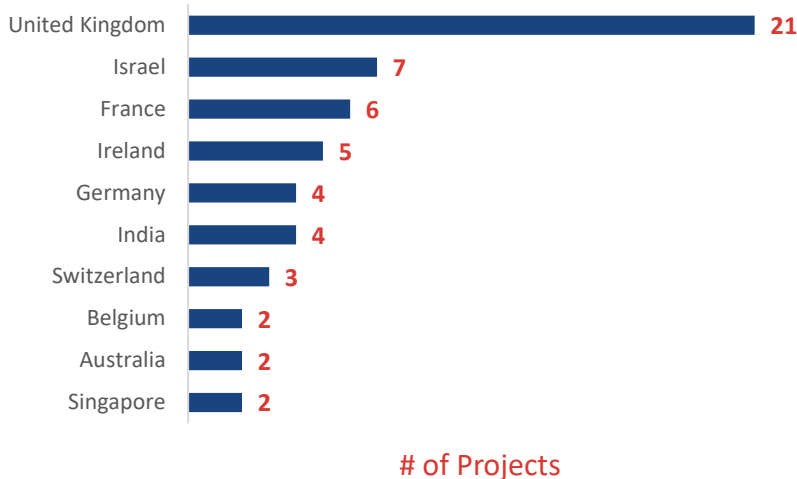


Index 1-100   0      100    Data not available

Sources: [U.S. Census Bureau Nonemployer Statistics by Demographics 2021 series](#), [World Bank's Gender Data Portal](#)  
Last Updated: October 2024

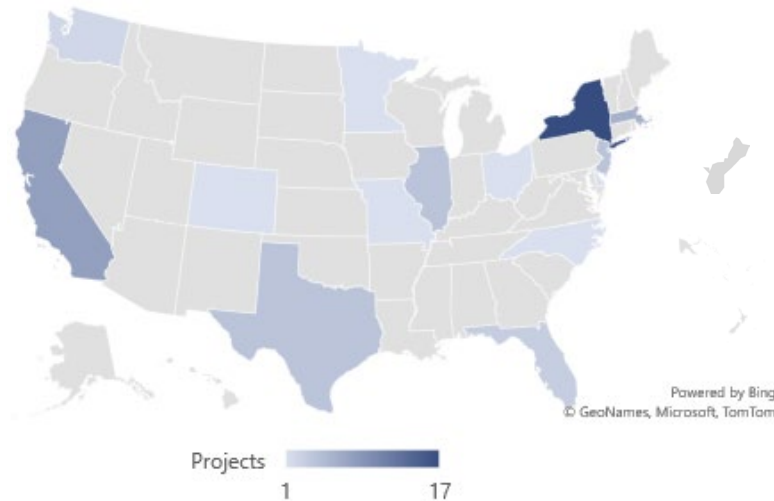
## Top Sources of FDI in U.S. HealthTech

68 total announced greenfield projects



## FDI in U.S. HealthTech by Destination State

68 total announced greenfield projects



Where countries had the same number of projects, the capex was used as the tie-breaker.

Sources: [fDi Markets](#) (data from January 2014 – December 2023, capex and jobs data includes estimated values)  
Last Updated: October 2024

## SelectUSA Investor Guide

The [SelectUSA Investor Guide](#) is a resource designed to assist investors with establishing and expanding business operations in the United States.

The Investor Guide provides a high-level overview of many of the most common topics of interest to investors, including:

- Business Structure
- Taxes
- Workforce
- Intellectual Property
- Banking
- Site Selection
- Federal Procurement
- U.S. Capital Market Structure

The [Select Global Women in Tech \(SGWIT\) Program](#) aims to promote American competitiveness and technology leadership by attracting talented women leaders in emerging technology sectors to spur economic growth and innovation, as well as to support women's economic empowerment globally.